

Pressure Measurement Film PRESCALE Application Examples No.25

Use


Setting the pressure bonding device for bonding conductive film in photovoltaic cells

Measured objects

- Pressure bonding device for conductive film in photovoltaic cells

Examples of relevant products

Photovoltaic cells



Measurement

The conductive film, once bonded, cannot be removed; failure in pressure bonding leads to the failure of the product itself. To prevent pressure bonding failures, Prescale is used to check the pressure uniformity before bonding the conductive film with the pressure bonding device.

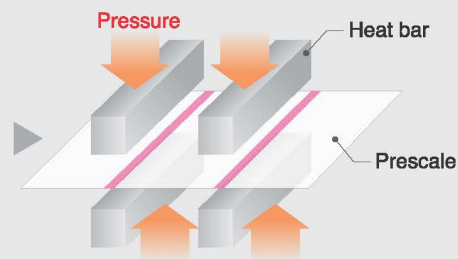
Use example Checking the pressure balance of the heat bar

Product used Prescale (Super low pressure LLW, Ultra super low pressure LLLW)

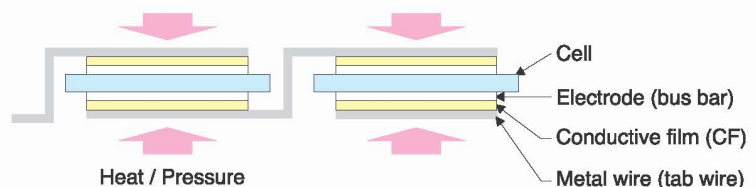
Prescale film is inserted between the heat bars and pressure is applied.

The pressure balance on the heat bar is checked by observing the color developed on the Prescale film.

- Pressure balance measurement using Prescale (in the metal wire bonding)



<Cross-section view of cell>



Results (images)

Acceptable

Pressure balance is consistent.

Defective

Pressure is greater on the left side.

Pressure is greater on the upper side.

Benefits of Prescale

- Failure in pressure bonding is reduced, leading to the improvement of yield rate and product quality.
- The pressure bonding device is adjusted more accurately and the pressure application is more uniform and standardized.
- Saving the daily records of pressure bonding makes it easier to find a cause when an error occurs.

<http://www.fujifilm.com/products/prescale/guide/index.html>

Since the images provided are used for illustration purposes, they may differ slightly from actual products.